THIS DRAWING IS UNPUBLISHED.
VERTRAULICHE UNVEROEFFENTLICHTE ZEICHNUNG.
© COPYRIGHT 2021 TE CONNECTIVITY

RELEASED FOR PUBLICATION - OCT 2021
FREI FUER VEROEFFENTLICHUNG

ALL RIGHTS RESERVED.
ALLE RECHTE VORBEHALTEN.

MATED WITH:
PASSEND ZU: see Notes

LOC	DIST
A1	-

PROJEKT NR.: EGATN02066

REVISIONS
ÄNDERUNGEN

P	LTR	DESCRIPTION BESCHREIBUNG	DATE	DWN	APVD
	D	REVISED PER ECR-21-117014	13OCT2021	DRK	AW
	D1	REVISED PER PCN-22-126611	14JAN2022	NP	AW
	D2	PART WEIGHT CLARIFIED	25MAY2023	NP	AW
	D3	REVISED PER PCN-23-177153	03OCT2023	PS	AW

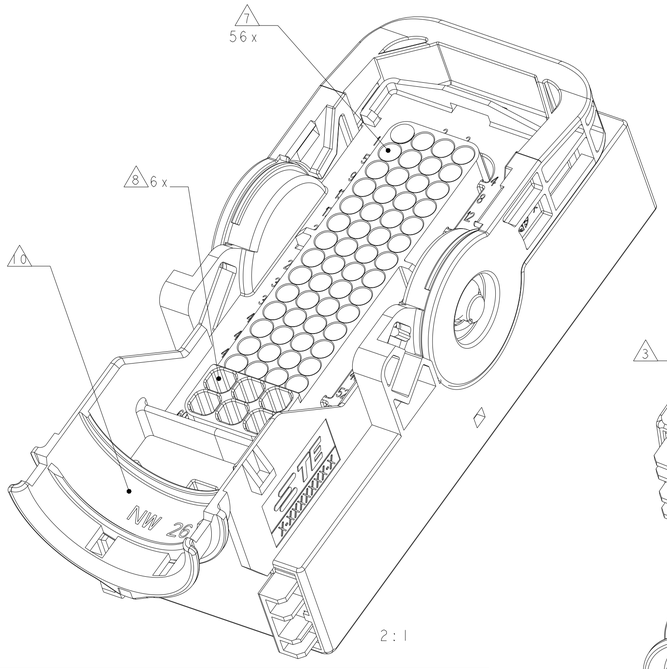

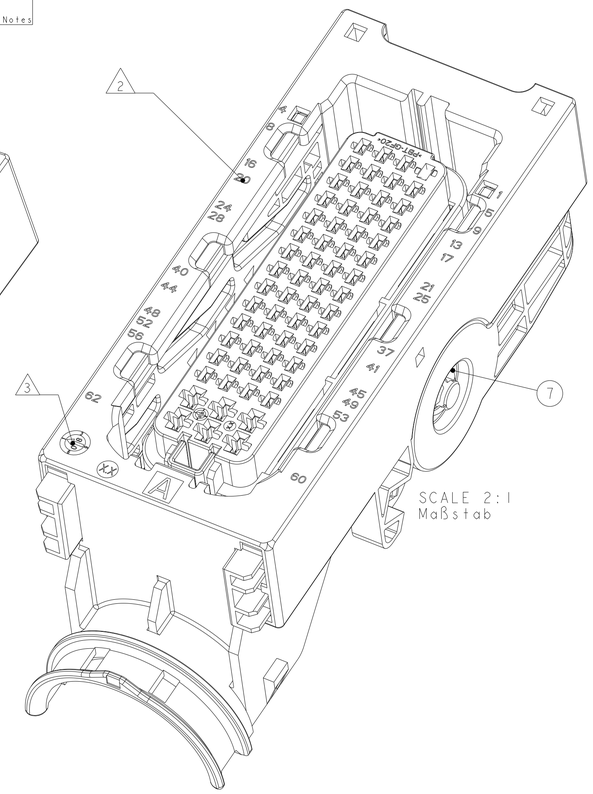

CODING A AS SHOWN
Kodierung A wie gezeigt

DELIVERY CONDITIONS:
Lieferzustand:

2nd LOCKING DEVICE IN PRE LOCKED POSITION
2. Kontaktsicherung in Vorraststellung

LEVER IN LOCKED POSITION
Hebel in Verriegelungsstellung

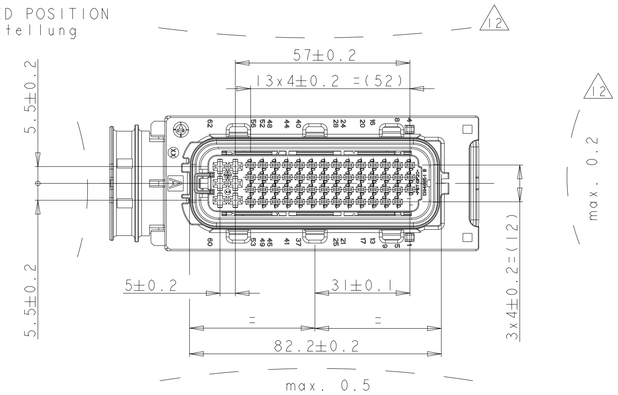

SECTION B-B
Schnitt

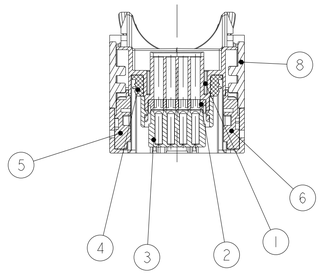

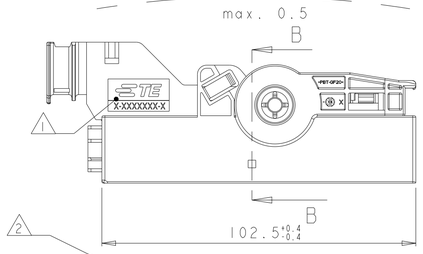

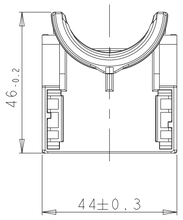

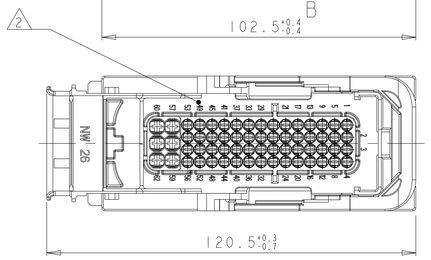

PRE LOCKED POSITION OF SECONDARY LOCKING
Vorraststellung der 2. Kontaktsicherung

CODING A
Kodierung A

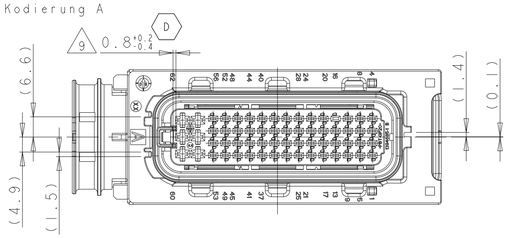

CONNECTOR IN PRE LOCKED POSITION INCL. COVER
Steckverbinder in Vorraststellung mit Kappe

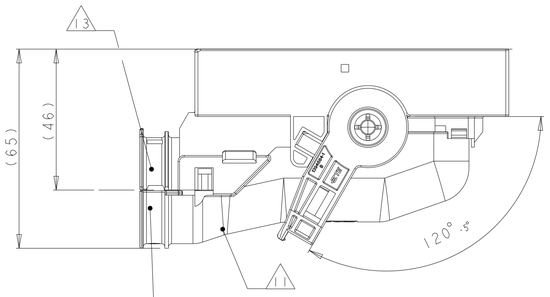

CABLE TIE POSITION FOR
CORRUGATED TUBE NW26
Kabelbinderposition für
Wellrohr NW26

FURTHER CODINGS
Weitere Kodierungen

CODING B
Kodierung B

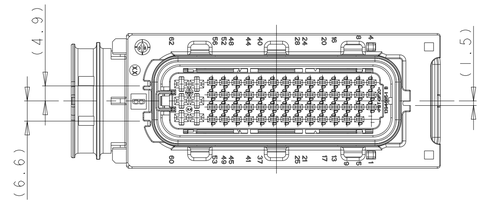

CODING C
Kodierung C

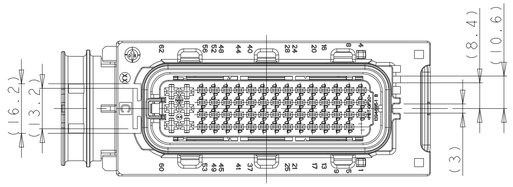

CODING D
Kodierung D

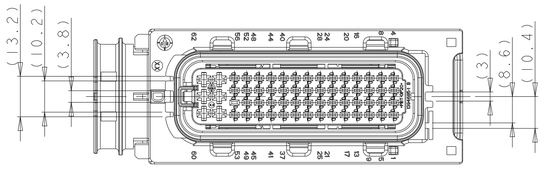

NOTES
Bemerkungen

1 TE CONNECTIVITY (=TE) LOGO AND TE CONNECTIVITY NUMBER, SUNK
TE CONNECTIVITY (=TE) Logo und TE CONNECTIVITY Nummer, vertieft

2 CAVITY NUMBERING
Kammerbezeichnung

3 PRODUCTION DATE
Produktionsdatum

4 MATERIAL MARKING ACC.TO VDA 260
Werkstoffkennzeichnung nach

5 LAYER PACKAGING IN CORRUGATED BOX
Lagenverpackung im Versandkarton

6 FITS TO TE CONNECTIVITY COUNTERPART 1.5MM/2.8MM
TAB HOUSING 1718324
Passend zu TE CONNECTIVITY Gegenstecker 1,5/2,8mm Stiftgehäuse
1718324

7 CAVITIES MATED WITH AMP MCP1.5K
SEE PRODUCT GROUP DRAWING
TE CONNECTIVITY NO: 1241436
MAX. WIRESIZE: 1,5mm² FLR
AWG 16 TXL
Kontaktkammern passend fuer AMP MCP1.5K
siehe Produkt-Gruppenzeichnung
TE CONNECTIVITY Nr. 1241436
max. Drahtgroessenbereich: 1,5mm² FLR
AWG 16 TXL

8 CAVITIES MATED WITH AMP MCP2.8
SEE PRODUCT GROUP DRAWING
TE CONNECTIVITY NO: 1355036
MAX. WIRESIZE: 2,5mm² FLR
AWG 12 TXL
Kontaktkammern passend fuer AMP MCP2.8
siehe Produkt-Gruppenzeichnung
TE CONNECTIVITY Nr. 1355036
max. Drahtgroessenbereich: 2,5mm² FLR
AWG 12 TXL

9 SLIDING DISTANCE OF SECONDARY LOCKING
Verschiebeweg der Zweiten Kontaktsicherung

10 DESIGNED FOR CORRUGATED TUBE NW26 MAX. DIAMETER 31.4MM
Ausgelegt für Wellrohr NW26 max. Durchmesser 31.4mm

11 MATED WITH COVER TE CONNECTIVITY No. 1418882
Passend zu Kappe TE CONNECTIVITY Nr. 1418882

12 WARPAGE TO ..... PERMITTED
Verzug zulässig bis .....

13 MAX. CABLE TIE WIDTH: 5 mm
max. Kabelbinderbreite: 5 mm

14 MALFUNCTION CAUSED BY LACQUER IS NOT COVERED
BY TE CONNECTIVITY WARRENTY
Funktionsbeeintraechtigung durch Lackieren liegt nicht
im Einfluss und Gewaehrleistungsumfang von TE CONNECTIVITY

15 FITS TO TE INTERFACE DRAWING 114-18617
Passend zur Ausfuehrungsvorschrift 114-18617

D3 16 POSSIBLE ALTERNATE MATERIAL PA66-GF30 WILL
BE SHOWN ON MARKING (MATERIAL MARKING IS NOT
VISIBLE ON ASSEMBLED PART)
Mögliches alternatives Material PA66-GF30 wird mit der
Materialkennzeichnung angezeigt. (Materialkennzeichnung ist
beim assemblierten Teil nicht sichtbar)

REV	D	C	C	C	ORDER NO. Bestell-Nr.	MAT.	COLOUR/Farbe SURFACE/Oberfl.	DESCRIPTION Beschreibung	REV.	ITEM
	4-1418883-1	3-1418883-1	2-1418883-1	1-1418883-1						
	1	1	1	1		PBT-GF20	YELLOW gelb	LEVER Hebel	B	8
	2	2	2	2		STAINLESS rostfrei	ZINC PLATED, PASSIVATED verzinkt, passiviert	GUARD CAM Klemmscheibe	A	7
	1	1	1	1	6	PA6-GF30	BLACK schwarz	SLIDE, RH Schieber, rechts	A	6 D3
	1	1	1	1	6	PA6-GF30	BLACK schwarz	SLIDE, LH Schieber, links	A	5 D3
	1	1	1	1		SILICONE	ORANGE orange	SEAL Dichtung	A	4
	1	1	1	1		PBT-GF20	BLACK schwarz	CAVITY BLOCK Kontaktgeh.	B	3
	1	1	1	1		PBT-GF30	YELLOW gelb	SEC. LOCKING. DEV. zweite Kontaktsicherung	C	2
	1					PBT-GF20	BEIGE beige	REC. HOUSING, CODE D Buchsengeh., Code D	C	1
		1				PBT-GF20	BLUE blau	REC. HOUSING, CODE C Buchsengeh., Code C	B	
			1			PBT-GF20	DUSTY GREY staubgrau	REC. HOUSING, CODE B Buchsengeh., Code B	B	
				1		PBT-GF20	BLACK schwarz	REC. HOUSING, CODE A Buchsengeh., Code A	B	

THIS DRAWING IS A CONTROLLED DOCUMENT.

DIMENSIONS: MASSEINHEITEN: mm

TOLERANCES UNLESS OTHERWISE SPECIFIED:
n. ISO 8015
n. DIN 16901 - 140
0-PLC ±
1-PLC ±
2-PLC ±
3-PLC ±
4-PLC ±
ANGLES/WINKEL ±2°

MATERIAL: SEE TABLE siehe Tabelle

FINISH/OBERFLAECHE/FARBE: SEE TABLE siehe Tabelle

DWN	H. Hinrichs	18FEB2003
CHK	R. Kapp	18FEB2003
APVD	Ch. Eberwein	07JUL2008
PRODUCT SPEC PRODUKTSPEZ.	108-18946	
APPLICATION SPEC VERARBEITUNGSSPEZ.	114-18660	
WEIGHT GEWICHT	91.8 g	

TE Connectivity

NAME: AMP MCP 1.5K / AMP MCP 2.8
REC. HOUSING, 62POS., SEALED
AMP MCP 1.5K / AMP MCP 2.8
Buchsengeh.,62pol.,gedichtet

SIZE: A1 | CAGE CODE: 00779 | DRAWING NO ZEICHNUNGS-NR.: C-1418883 | RESTRICTED TO NUR FUER

CUSTOMER DRAWING | SCALE MASSSTAB 1:1 | SHEET BLATT 1 OF VON 1 | REV D3

4805 (3/11)